


# Megaplex-2100/2104 VC-16A

## 16-Channel ADPCM Voice Module (No Signaling)



- No-signaling voice compression module for MP-2100/MP-2104 chassis
- 32-kbps ADPCM or 64-kbps PCM compression
- Up to 160 ADPCM voice channels
- A-law or  $\mu$ -law companding
- Fits into any I/O slot of the MP-2100/2104 chassis

VC-16A is a user-programmable voice interface module for the Megaplex-2100 and Megaplex-2104 modular E1/T1 multiplexer systems.

The VC-16A module provides 16 voice channels using one of two user-selectable voice encoding modes:

- Toll-quality 64-kbps PCM voice compression in compliance with ITU-T Rec. G.711 and AT&T Pub. 43801
- Toll-quality 32-kbps ADPCM voice compression in compliance with ITU-T Rec. G.726.

VC-16A is designed for applications requiring high bandwidth utilization with no inband signaling. It processes only the voice and does not transmit any channel associated signaling information. For E1 links, this results in an additional timeslot free for carrying voice and thus 31 PCM (or 62 ADPCM) channels can be transported rather than the conventional 30 (or 60 ADPCM).

For flexibility, any channel can be independently routed to a different main link.

Eight VC-16A modules can be installed in a single Megaplex-2100 chassis, to support a maximum of 124 PCM voice channels using four E1 links. Using ADPCM compression mode, a single Megaplex-2100 chassis equipped with ten VC-16A modules, can support up to 160 channels using three E1 or four T1 links.

Up to 160 ADPCM  
voice channels in a  
single chassis



# VC-16A

## 16-Channel ADPCM Voice Module (No Signaling)

For a T1 Megaplex-2100 system, a single chassis equipped with six VC-16A modules can support a maximum of 96 PCM channels using four T1 links. Using ADPCM compression mode, a single chassis equipped with nine VC-16A modules can support a maximum of 144 channels using three T1 links.

The compact Megaplex-2104 chassis transports up to 62 channels using PCM, in a dual-link E1 system. When ADPCM compression is used, a single-link E1 system is enough to transport the same number of channels. For a dual-link T1 system, the maximum number of channels is 48 using PCM, or 64 using ADPCM.

On the physical level, the interface is similar to the E&M standard, but without signaling. The analog interface is user-selectable for either 2-wire or 4-wire. The interface type is independently selected per channel.

The companding law,  $\mu$ -law or A-law, is also user-selectable in accordance with system requirements. To increase application flexibility, the nominal audio transmit and receive levels of each channel can be individually adjusted over a wide range.

All 16 channels are terminated in a single 64-pin TELCO connector. RAD offers an adapter cable, CBL-VC16A, terminated in 16 x RJ-45 male connectors, for direct connection to user equipment.

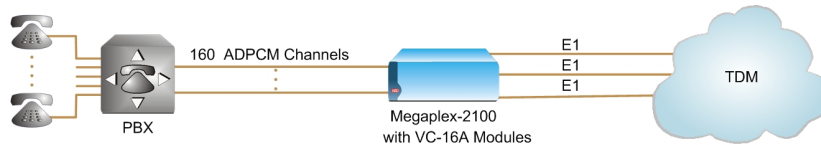


Figure 1. VC-16A Modules Transporting 160 ADPCM Channels over 3 E1 Links

## Specifications

### Number of Voice Channels

16

### Voice Encoding Technique

PCM: per ITU-T G.711 and

AT&T PUB-43801,  $\mu$ -law or A-law

ADPCM: per ITU-T G.726,  $\mu$ -law or A-law

### Bandwidth Requirement

PCM: 64 kbps (one timeslot) per enabled channel

ADPCM: 32 kbps (1/2 timeslot) per enabled channel

### Line Type

4-wire or 2-wire (soft-selectable)

### Connector

Single 64-pin Telco, female (for all channels)

### Analog Parameters

ITU-T standards: G.712, G.714

Nominal level: 0 dBm

Nominal impedance: 600 $\Omega$

Return loss (ERL) at 300 to 3400 Hz: better than 20 dB

Frequency response (Ref:1020 Hz):

- $\pm 0.5$  dB at 300 to 3000 Hz
- $\pm 1.1$  dB at 250 to 3400 Hz

Level adjustment (soft-selectable):

- TX: +5 to -10 dBm
- RX: +2 to -17 dBm

Steps: 0.5 dB ( $\pm 0.15$  dB), nominal

Signal to total distortion (G.712, G.713 Method 2):

- -30 to 0 dBm0: better than 33 dB
- -45 to +3 dBm0: better than 22 dB

Idle channel noise: better than -70 dBm0 (+20 dBnc)

Transformer isolation: 1500 VRMS

### Diagnostics

Local digital loopback per channel, towards the local user equipment

Remote analog loopback per channel, towards the remote user equipment

1 kHz, 0 dBm0 test tone inject per channel, towards the remote user equipment

1 kHz, 0 dBm0 backward test tone inject per channel, towards the local user equipment

### Power Consumption

1.85W

# VC-16A

## 16-Channel ADPCM Voice Module (No Signaling)

### Ordering






MP2100M-VC-16A

#### OPTIONAL ACCESSORIES

##### CBL-VC16A/RJ-45

Cable for splitting the VC-16A single 64-pin Telco connector into 16 x RJ-45 connectors

Megaplex Voice Modules

	VC-4/8/16	VC-4A/8A	VC-16A	VC-4/OMNI	VC-6/LB, VC-6/4LB
					
Number of Ports	4/8/16	4/8	16	4	4/6
FXS	✓	✓			
FXO	✓	✓			
E&M	✓	✓		✓	
Local Battery					✓
Omnibus				✓	
Polarity Reversal & Metering	✓	✓			
ADPCM		✓	✓		
Supported by Megaplex-4100	✓	✓		✓	

**International Headquarters**  
 24 Raoul Wallenberg Street  
 Tel Aviv 69719, Israel  
 Tel. 972-3-6458181  
 Fax 972-3-6498250, 6474436  
 E-mail market@rad.com

**North America Headquarters**  
 900 Corporate Drive  
 Mahwah, NJ 07430, USA  
 Tel. 201-5291100  
 Toll free 1-800-4447234  
 Fax 201-5295777  
 E-mail market@radusa.com

[www.rad.com](http://www.rad.com)

Order this publication by Catalog No. 803686



**data communications**  
 The Access Company

764-135-05/10 Specifications are subject to change without prior notice. © 1988-2010 RAD Data Communications Ltd. The RAD name, logo, logoType, and the terms EtherAccess, TDMoIP and TDMoIP Driven, and the product names Optimux and Ipnux, are registered trademarks of RAD Data Communications Ltd. All other trademarks are the property of their respective holders.